



For more information visit www.timberwindows.com

urbane

contemporary timber door and window suite

Contemporary timber door and window suite

Timber is the material of today - natural, renewable and sustainable. And timber, with its honest charm and character, is fast becoming the preferred material for homeowners seeking to install new windows and doors.




Our new Urbane collection of timber windows and doors captures the spirit of the moment. Clean, understated lines, modern architectural ironmongery and a range of progressively styled entrance doors work well in both contemporary and traditional spaces, providing the perfect complement to a modern property or adding an imaginative edge to a period refurbishment or barn conversion.

The Urbane range meets today's performance expectations too, with a number of key technological advances designed into the range. Timber sections specifically designed to resist warping and twisting. High-security locking systems. High-performance paint coatings that provide maximum protection for minimum maintenance. And double glazing units which lose approximately half the heat of ordinary double glazing.

Windows tested and assessed by the British Fenestration Energy Rating Council can have an energy rating just like a fridge does. Our Urbane Flush Casement Window carries an 'A' rating; the Urbane Stormproof Window has a 'B' rating.

All of our products are supplied and installed with care by trained and experienced installers.

For more information visit www.timberwindows.com

Energy Window	
Performance Timber Products Ltd Internally Beaded Timber Casement Window Urbane Flush Casement	
	
Energy Index (kWh/m ² /year) <small>Energy Index certified by BIFRC and based on UK standard climate. The actual energy consumption for a specific application will depend on the building, the local climate and the indoor temperature.</small>	1
The climate zone is:	UK
Thermal Transmittance (U _{frame})	1.4 W/m ² ·K
Solar Factor (g _{frame})	0.44 W/m ² ·K
Effective Air Leakage (I _{frame})	0.01 W/m ² ·K
 Reg. No.: 1344 M011 www.bifrc.org	
<small>This label is not a statutory requirement. It is a voluntary label provided as a customer service to allow consumers to make informed decisions on the energy performance of competing products.</small>	





Ebreonn



Dowr



Gwedrenn



Norvys



Tann



Urbane Flush Casement



Urbane Stormproof Window



Urbane Window Fastener



Urbane Flush and Stormproof Window internal view

Door ironmongery options



Arched



Comet



Julian



Radium



Straight



Vector



Guardsmen Pull Handle

Technical specification

Manufactured in selected quality Larch from sustainable sources. Multi-layer timber sections to resist warping and twisting. Fully drained and vented. Dummy sashes to all fixed areas to give equal sight lines. Internally beaded. High security multi-point locking mechanisms with anti-jemmy theft claws to all opening sashes. Windows with dual locking position for night ventilation and easy clean hinges. Factory glazed with Argon gas filled double glazed units comprising soft-coat energy saving glass and warm edge spacer bars. Urbane Flush Casement with 'A' energy rating. Urbane Stormproof Window with 'B' energy rating. Factory finished with 3 coats of high performance micro-porous timber treatment. Wide variety of colour and stain finishes available. Matching door handles available to suite internal doors. Manufactured under quality system ISO9001 to environmental standard ISO14001.

Performance Guarantees*

- 8 year stain finish
- 10 year paint finish
- 10 year ironmongery
- 10 year glass
- 30 year anti-rot

*Full details on request

urbane

contemporary timber door and window suite